


Format of Holding of Specified securities

- 1 Name of Listed Entity : **STANDARD INDUSTRIES LIMITED**
- 2 Scrip Code/Name of Scrip/Class of Security : **530017, SIL, EQUITY SHARES**
- 3 Share Holding Pattern Filed under: Reg. 31(1)(a)/Reg.31(1)(b)/Reg.31(1)(c)
 - a. if under 31(1)(b) then indicate the report for quarter ending **31/03/2017**
 - b. if under 31(1)(c) then indicate date of allotment/extinguishment

4. Declaration : The Listed entity is required to submit the following declaration to the extent of submission of information:

	Particulars	YES*	NO*
a	Whether the Listed Entity has issued any partly paid up shares		NO
b	Whether the Listed Entity has issued any Convertible Securities or Warrants?		NO
c	Whether the Listed Entity has any shares against which depository receipts are issued?		NO
d	Whether the Listed Entity has any shares in locked-in?		NO
e	Whether any shares held by promoters are pledge or otherwise encumbered?		NO

*if the Listed Entity selectes the option 'NO' for the questions above, the columns for the partly paid up shares, Outstanding Convertible Securities/Warrants, depository receipts, locked-in shares, No of shares pledged or otherwise encumbered by promoters, as applicable, shall not be displayed at the time of dissemination on the Stock Exchange website. Also wherever there is 'No' declared by Listed entity in above table the values will be considered as 'Zero' by default on submission of the format of holding of specified securities.



5 .The tabular format for disclosure of holding of specified securities is as follows:

Table I - Summary Statement holding of specified securities

Category		No of Shareholders	No of fully paid up equity shares held	No of Partly paid-up equity shares held	No of Shares Underlying Depository Receipts	Total No of Shares Held (VII) = (IV)+(V)+(VI)	Shareholding as a % of total no of shares (As a % of (A+B+C2))	Number of Voting Rights held in each class of securities			No of Shares Outstanding convertible securities (Including Warrants)	Shareholding as a % assuming full conversion of convertible Securities (as a percentage of diluted share capital)	Number of Locked in Shares		Number of Shares pledged or otherwise encumbered		Number of equity shares held in dematerialized form	
								No of Voting Rights	Total as a % of (A+B+C)				No.	As a % of total Shares held	No.	As a % of total Shares held		
(I)	(II)	(III)	(IV)	(V)	(VI)	(VII)	(VIII)	Class X	Class Y	Total	(X)	(XI)	(XII)	(XIII)	(XIV)	(XV)		
(A)	Promoter & Promoter Group	7	12962042	0	0	12962042	20.15	12962042	0	12962042	20.15	0	20.15	0	0.00	0	0.00	12962042
(B)	Public	35020	51366899	0	0	51366899	79.85	51366899	0	51366899	79.85	0	79.85	0	0.00	NA	NA	24210131
(C)	Non Promoter-Non Public																	
(C1)	Shares underlying DRs	0	0	0	0	0	0.00	0	0	0	0.00	0	0.00	0	0.00	NA	NA	0
(C2)	Shares held by Employees Trusts	0	0	0	0	0	0.00	0	0	0	0.00	0	0.00	0	0.00	NA	NA	0
	Total:	35027	64328941	0	0	64328941	100.00	64328941	0	64328941	100.00	0	100.00	0	0.00	0	0.00	37172173




Table II - Statement showing shareholding pattern of the Promoter and Promoter Group

Category	Category & Name of the Shareholder	PAN	No. of Shareholders	No. of fully paid equity shares held	No of Partly paid-up equity shares held	No of Shares Underlying Depository Receipts	Total No of Shares Held (IV+V+VI)	Shareholding as a % of total no of shares (calculated as per SCRR, 1957 (VIII) As a % of (A+B+C2)	Number of Voting Rights held in each class of securities			No of Shares Underlying Outstanding convertible securities (Including Warrants)	Shareholding as a % assuming full conversion of convertible Securities (as a percentage of diluted share capital) (VII)+(X) As a % of (A+B+C2)	Number of Locked In Shares		Number of Shares pledged or otherwise encumbered		Number of equity shares held in dematerialized form	
									No of Voting Rights		Total as a % of (A+B+C)			No.	As a % of total Shares held	No.	As a % of total Shares held		
									Class X	Class Y	Total								
(I)	(II)	(III)	(IV)	(V)	(VI)	(VII)	(VIII)	Class X	Class Y	Total	(X)	(XI)	(XII)	(XIII)	(XIV)				
(1) Indian																			
(a) Individuals/Hindu undivided Family			0	0	0	0	0	0.00	0	0	0	0.00	0	0.00	0	0.00	0	0.00	0
(b) Central Government/State Government(s)			0	0	0	0	0	0.00	0	0	0	0.00	0	0.00	0	0.00	0	0.00	0
(c) Financial institutions/Banks			0	0	0	0	0	0.00	0	0	0	0.00	0	0.00	0	0.00	0	0.00	0
(d) Any Other			6	12948487	0	0	12948487	20.13	12948487	0	12948487	20.13	0	20.13	0	0.00	0	0.00	12948487
STANROSE MAFATLAL INVESTMENTS & FINANCE LTD	AAAC55513K		1	12404487	0	0	12404487	19.28	12404487	0	12404487	19.28	0	19.28	0	0.00	0	0.00	12404487
SHANUDEEP PRIVATE LIMITED	AAAC50267J		1	500000	0	0	500000	0.78	500000	0	500000	0.78	0	0.78	0	0.00	0	0.00	500000
SHELADDEEP INVESTMENTS PRIVATE LIMITED	AAACS7466D		1	11000	0	0	11000	0.02	11000	0	11000	0.02	0	0.02	0	0.00	0	0.00	11000
VINADDEEP INVESTMENTS PRIVATE LIMITED	AAACV1490J		1	11000	0	0	11000	0.02	11000	0	11000	0.02	0	0.02	0	0.00	0	0.00	11000
GAGALBHAJ INVESTMENTS PRIVATE LIMITED	AAACG1997R		1	11000	0	0	11000	0.02	11000	0	11000	0.02	0	0.02	0	0.00	0	0.00	11000
PRADEEP INVESTMENTS PRIVATE LIMITED	AAACP3333N		1	11000	0	0	11000	0.02	11000	0	11000	0.02	0	0.02	0	0.00	0	0.00	11000
Sub-Total [A][1]			6	12948487	0	0	12948487	20.13	12948487	0	12948487	20.13	0	20.13	0	0.00	0	0.00	12948487
(2) Foreign																			
(a) Individuals (Non-Resident Individuals/Foreign Individuals)			1	13555	0	0	13555	0.02	13555	0	13555	0.02	0	0.02	0	0.00	0	0.00	13555
PRADEEP RASESH MAFATLAL	AAJPM7485N		1	13555	0	0	13555	0.02	13555	0	13555	0.02	0	0.02	0	0.00	0	0.00	13555
(b) Government			0	0	0	0	0	0.00	0	0	0	0.00	0	0.00	0	0.00	0	0.00	0
(c) Institutions			0	0	0	0	0	0.00	0	0	0	0.00	0	0.00	0	0.00	0	0.00	0
(d) Foreign Portfolio Investor			0	0	0	0	0	0.00	0	0	0	0.00	0	0.00	0	0.00	0	0.00	0
(e) Any Other			0	0	0	0	0	0.00	0	0	0	0.00	0	0.00	0	0.00	0	0.00	0
Sub-Total [A][2]			1	13555	0	0	13555	0.02	13555	0	13555	0.02	0	0.02	0	0.00	0	0.00	13555
Total Shareholding of Promoter and Promoter Group (A)=(A)[1]+(A)[2]			7	12962042	0	0	12962042	20.15	12962042	0	12962042	20.15	0	20.15	0	0.00	0	0.00	12962042




Table III - Statement showing shareholding pattern of the Public shareholder

Category	Category & Name of the Shareholder	PAN	No. of Shareholders	No. of fully paid equity shares held	No of Partly paid-up equity shares held	No of Shares Underlying Depository Receipts	Total No of Shares Held (IV+V+VI)	Shareholding as a % of total no of shares (A+B+C2)	Number of Voting Rights held in each class of securities			No of Shares Underlying Outstanding convertible securities (Including Warrants)	Shareholding as a % assuming full conversion of convertible Securities (as a percentage of diluted share capital)	Number of Locked in Shares		Number of Shares pledged or otherwise encumbered		Number of equity shares held in dematerialized form	
									Class X	Class Y	Total			No.	As a % of total Shares	No.	As a % of total Shares held		
																			No of Voting Rights
(I)	(II)	(III)	(IV)	(V)	(VI)	(VII)	(VIII)	(IX)			(X)	(XI)	(XII)		(XIII)	(XIV)			
(1)	Institutions																		
(a)	Mutual Funds		14	68059	0	0	68059	0.11	68059	0	68059	0.11	0	0.11	0	0.00	NA	NA	3892
(b)	Venture Capital Funds		0	0	0	0	0	0.00	0	0	0	0.00	0	0.00	0	0.00	NA	NA	0
(c)	Alternate Investment Funds		0	0	0	0	0	0.00	0	0	0	0.00	0	0.00	0	0.00	NA	NA	0
(d)	Foreign Venture Capital Investors		0	0	0	0	0	0.00	0	0	0	0.00	0	0.00	0	0.00	NA	NA	0
(e)	Foreign Portfolio Investors		1	3000	0	0	3000	0.00	3000	0	3000	0.00	0	0.00	0	0.00	NA	NA	0
(f)	Financial Institutions/Banks		22	42264	0	0	42264	0.07	42264	0	42264	0.07	0	0.07	0	0.00	NA	NA	25972
(g)	Insurance Companies		8	3079994	0	0	3079994	4.79	3079994	0	3079994	4.79	0	4.79	0	0.00	NA	NA	3079434
	LIFE INSURANCE CORPORATION OF INDIA	AAACLO582H	1	1311631	0	0	1311631	2.04	1311631	0	1311631	2.04	0	2.04	0	0.00	NA	NA	1311631
	THE ORIENTAL INSURANCE COMPANY LIMITED	AAACT0627R	1	1113472	0	0	1113472	1.73	1113472	0	1113472	1.73	0	1.73	0	0.00	NA	NA	1113472
(h)	Provident Funds/Pension Funds		0	0	0	0	0	0.00	0	0	0	0.00	0	0.00	0	0.00	NA	NA	0
(i)	Any Other																		
	Sub Total (B)(1)		45	3193317	0	0	3193317	4.96	3193317	0	3193317	4.96	0	4.96	0	0.00	NA	NA	3109298
(2)	Central Government/State Government(s)/President of India		0	0	0	0	0	0.00	0	0	0	0.00	0	0.00	0	0.00	NA	NA	0
	Sub Total (B)(2)		0	0	0	0	0	0.00	0	0	0	0.00	0	0.00	0	0.00	NA	NA	0
(3)	Non-institutions																		
(a)	i. Individual shareholders holding nominal share capital up to Rs.2 lakhs		34338	14494032	0	0	14494032	22.53	14494032	0	14494032	22.53	0	22.53	0	0.00	NA	NA	12476761
	ii. Individual shareholders holding nominal share capital in excess of Rs. 2 Lakhs		39	4539785	0	0	4539785	7.06	4539785	0	4539785	7.06	0	7.06	0	0.00	NA	NA	4539785
	TUSHAD KHURSHED COOPER	AAAPC5659F	1	1436199	0	0	1436199	2.23	1436199	0	1436199	2.23	0	2.23	0	0.00	NA	NA	1436199
(b)	NBFCs Registered with RBI		5	1131472	0	0	1131472	1.76	1131472	0	1131472	1.76	0	1.76	0	0.00	NA	NA	1130600
	INTERNATIONAL FINANCIAL SERVICES LTD.	AABCH4685H	1	1127900	0	0	1127900	1.75	1127900	0	1127900	1.75	0	1.75	0	0.00	NA	NA	1127900
(c)	Employee Trusts		0	0	0	0	0	0.00	0	0	0	0.00	0	0.00	0	0.00	NA	NA	0
(d)	Overseas Depositories (Holding DRs)(Balancing figure)		0	0	0	0	0	0.00	0	0	0	0.00	0	0.00	0	0.00	NA	NA	0
(e)	Any Other																		
	BODIES CORPORATES		382	2580094	0	0	2580094	4.01	2580094	0	2580094	4.01	0	4.01	0	0.00	NA	NA	2536850
	NON RESIDENT INDIANS		98	275687	0	0	275687	0.43	275687	0	275687	0.43	0	0.43	0	0.00	NA	NA	264325
	NON RESIDENT INDIAN NON REPATRIABLE		87	143725	0	0	143725	0.22	143725	0	143725	0.22	0	0.22	0	0.00	NA	NA	143725
	CLEARING MEMBERS		19	6771	0	0	6771	0.01	6771	0	6771	0.01	0	0.01	0	0.00	NA	NA	6771
	FOREIGN NATIONAL		6	2016	0	0	2016	0.00	2016	0	2016	0.00	0	0.00	0	0.00	NA	NA	2016
	OVERSEAS CORPORATE BODIES		1	2500000	0	0	2500000	38.86	2500000	0	2500000	38.86	0	38.86	0	0.00	NA	NA	0
	Sub Total (B)(3)		34975	48173582	0	0	48173582	74.89	48173582	0	48173582	74.89	0	74.89	0	0.00	NA	NA	21100833
	Total Public Shareholding (B) = (B)(1)+(B)(2)+(B)(3)		35020	51366899	0	0	51366899	79.85	51366899	0	51366899	79.85	0	79.85	0	0.00	NA	NA	24210131





Table IV - Statement showing shareholding pattern of the Non Promoter - Non Public Shareholder

Category	Category & Name of the Shareholder	PAN	No. of Shareholders	No. of fully paid equity shares held	No of Partly paid-up equity shares held	No of Shares Underlying Depository Receipts	Total No of Shares Held (IV+V+VI)	Shareholding as a % of total no of shares (A+B+C2)	Number of Voting Rights held in each class of securities			No of Shares Underlying Outstanding convertible securities (including Warrants)	Shareholding as a % assuming full conversion of convertible Securities (as a percentage of diluted share capital)	Number of Locked in Shares		Number of Shares pledged or otherwise encumbered		Number of equity shares held in dematerialized form	
									No of Voting Rights		Total as a % of (A+B+C)			No.	As a % of total Shares held	No.	As a % of total Shares held		
									Class X	Class Y									Total
			(III)	(IV)	(V)	(VI)	(VII)	(VIII)	(2)	(9)	(X)	(XI)	(XII)	(XIII)	(XIV)	(XV)			
(1)	Custodian/DR Holder		0	0	0	0	0	0.00	0	0	0	0.00	0	0.00	0	0.00	NA	NA	0
(2)	Employee Benefit Trust (under SEBI (Share based Employee Benefit Regulations 2014)		0	0	0	0	0	0.00	0	0	0	0.00	0	0.00	0	0.00	NA	NA	0
	Total Non-Promoter-Non Public Shareholding (C) = (C1)+(C)2		0	0	0	0	0	0.00	0	0	0	0.00	0	0.00	0	0.00			0



Details of the shareholders acting as persons in Concert including their Shareholding:			
Name of Shareholder	Name of PAC	No of shares	Holding%
NA	NA	NIL	NIL
Total:		0	0

